

# ALEXANDRIA



## Fire Department

*“Impacting Lives, Empowering Future Leaders”*

# Annual Report 2015

[www.ci.alexandria.mn.us](http://www.ci.alexandria.mn.us)



# ALEXANDRIA FIRE DEPARTMENT

302 Fillmore Street \* Alexandria, MN 56308  
Phone 320-763-6488 \* Emergency 911  
Fax: 320-762-9723 <http://www.ci.alexandria.mn.us>



2/1/16

Dear Honorable Mayor and City Council-

It has been a very busy and exciting year for the Alexandria Fire Department. There are some new changes as we go forward that we trust will benefit the City and the department into the future.

The Alexandria Fire Department will be putting on two new fire fighters towards the end of the year to bring us up to full strength. One thing that is at full strength is the dedication of the AFD volunteer firefighters.....they are spot on and you could not be any prouder of firefighters and their commitment .

176 calls were tallied for the AFD during 2015, with the month of October having the most calls of service than any month. The average number of firefighters were 26 out of 30 responding to incidents. All firefighters made their percentage and are in good standing. AFD save approximately 62% of all property at calls, which totals an approximate save value of \$1.1 million dollars in property this year.

Attached you will find the Fire Chief's and Fire Marshal Report.

If you have any questions or concerns, please don't hesitate to call me or stop down.

Once again, we thank the council for their continued support and belief in the Alexandria Fire Department.

Regards-

*Jeff Karrow*

Jeff Karrow  
Alexandria Fire Chief # 301

**JEFF KARROW**  
Fire Chief

**BILL THOENNES**  
First Asst. Chief

**RON MOORE**  
Second Asst. Chief

**DENNIS STARK**  
Fire Marshal

**PREVENTION & RESPONSE**

The Alexandria Fire Department responded to 176 calls for services in 2015, of those, 2 were non-page calls for total of 176.

See more details in the report as follows.

There were many training opportunities for the firefighters with 90% attending different classes at Fire Schools throughout the state. A total of approximately 3600 accumulated training hours for the department.




## **ALEXANDRIA FIRE DEPARTMENT 2015**

L-R Jason Schmidt, Ron Moore, Joe Kuperus, Karl Seanger, Chris Eddy, Matt Lanoue, Dan Sieve, Arron Zollner, Shawn Olson, Chris Johnson, Bill Thoennes, Jeff Rodel, Dan Hodgson, Quentin Warrey, Dave Nelson, Josh Jacobson, Pat Solyntjes, Jeff Karrow, Robb Solyntjes, Scott Gronholz, Craig Jackson, Mark Erickson, Dennis Stark FM, Tom Partington, Kris Pierce, Eric Bjerke, Nick Koos, Mike Pfeffer Not pictured: Joe Waldorf, Mark Bergerson, Shaynen Schmidt


## **Alexandria Fire Department Personnel and Employers**

Pat Solyntjes	Firefighter	Cambridge Investments
Bill "Same" Thoennes	1 <sup>st</sup> Asst. Chief	Alex Park Department
Jeff Karrow	Fire Chief	Karrow's Jewelry
Tom Partington	Firefighter	American Family Insurance
Brian Armstrong	Firefighter	Alex Street Department
Jeff Rodel	Firefighter	Rodel Construction
Joe Waldorf	Firefighter	Northstar Handpiece Exp.
Dave Nelson	Firefighter	Self-Employed
Scott Gronholz	Firefighter/Treas.	US Bank
Mike Pfeffer	Firefighter	Health Source Chiropractic
Dan Hodgson	Firefighter	Pro-Build
Dan Sieve	Firefighter	Coldwell Bankers
Ron Moore	2 <sup>nd</sup> Asst. Chief	Douglas Machine
Chris Eddy	Captain	Custom Crown Craft
Jason Schmidt	Firefighter	3M
Mark Bergerson	Sec. / EMS	Martinson Insurance
Chris Johnson	Captain	Douglas County Hospital
Quentin Warrey	Chief Engineer	3M
Joe Kuperus	Captain	Douglas Machine
Myke Pilgrim	Firefighter	Colorful Seasons/UPS
Robb Solyntjes	Lieutenant	Viking Coke
Craig Jackson	Firefighter	Douglas Scientific
Aaron Zollner	Lieutenant	Geneva Capital
Shawn Olson	Lieutenant	Schaeffer Lubricants
Mark Erickson	Firefighter	Alexandria Public Schools
Nick Koos	Firefighter	Widseth Smith & Nolting
Kris Pierce	Firefighter	Viking Coke
Shaynen Schmidt	Firefighter	Protainer/AAR
Josh Jacobson	Firefighter	Alexandria Golf Club
Karl Seanger	Firefighter	Dakota Supply

## **Department Activities**




**FILL THE BOOT<sup>®</sup>**  
FIGHT MUSCLE DISEASE



**ALEXANDRIA**  
FIRE DEPARTMENT

Saturday, October 11th  
10 a.m. - 2 p.m.  
Intersection of 3rd & Nokomis



Muscular Dystrophy Association • mda.org



**2015 AFD Explorer Post #400 at Governor's Fire Prevention Day at Minnesota State Fair**

## Great Opportunities!!

### ALEXANDRIA FIRE DEPARTMENT INCIDENT REPORTS

<b>CALLS BY LOCATION:</b>	<b>2007</b>	<b>2008</b>	<b>2009</b>	<b>2010</b>	<b>2011</b>	<b>2012</b>	<b>2013</b>	<b>2014</b>	<b>2015</b>
City of Alexandria	128	139	145	130	123	147	129	114	125
Alexandria Twp	31	15	17	19	16	10	16	9	15
Carlos Twp	3	2	4	1	6	8	6	7	3
Holmes City Twp	1	3	2	3	0	3	3	2	1
Hudson Twp	6	6	6	5	4	8	8	4	5
Ida Twp	1	1	2	2	2	2	0	4	1
LaGrand Twp	16	22	19	11	22	22	20	15	15
Lake Mary Twp	5	2	4	3	3	2	60	3	5
Mutual Aid	0	0	0	4	1	2	3	3	2
Others	3	0	1	0	2	0	0	0	3
Non-Page	10	10	12	18	18	10	9	18	1
<b>TOTAL CALLS</b>	<b>206</b>	<b>204</b>	<b>212</b>	<b>199</b>	<b>197</b>	<b>219</b>	<b>205</b>	<b>179</b>	<b>176</b>
<b>Twp TOTALS</b>	<b>65</b>	<b>51</b>	<b>55</b>	<b>48</b>	<b>53</b>	<b>55</b>	<b>59</b>	<b>41</b>	<b>45</b>

## Alexandria Fire Dept

### Dollar Value Saved & Loss Analysis (Modified)

Alarm Date Between {01/01/2015} And {12/31/2015}

Incident Type	Count	Total Values	Total Losses	Total Saved	Percent Lost	Percent Saved
100 Fire, Other	1	\$25,000	\$7,000	\$18,000	28.00%	72.00%
111 Building fire	9	\$1,278,500	\$499,000	\$779,500	39.03%	60.97%
113 Cooking fire, confined to	1	\$150,000	\$5,000	\$145,000	3.33%	96.67%
131 Passenger vehicle fire	2	\$8,500	\$6,200	\$2,300	72.94%	27.06%
138 Off-road vehicle or heavy	2	\$70,000	\$30,000	\$40,000	42.86%	57.14%
520 Water problem, Other	1	\$300,000	\$150,000	\$150,000	50.00%	50.00%
<b>Grand Totals</b>	<b>16</b>	<b>\$1,832,000</b>	<b>\$697,200</b>	<b>\$1,134,800</b>		

Total Percent Lost:     38.06 %

Total Percent Saved:     61.94 %

**City Night Out at the Park**



**“Operation Graduation” at the school**

**POPULATION SERVED BY THE**

# ALEXANDRIA FIRE DEPARTEMENT

<b>CITY OF ALEXANDRIA</b>	13,182(ALL)	<b>13,182</b>
<b>ALEXANDRIA TOWNSHIP</b>	2,770(ALL)	<b>2,770</b>
<b>CARLOS TOWNSHIP</b>	2,038(1/3)	<b>673</b>
<b>HUDSON TOWNSHIP</b>	890(1/3)	<b>294</b>
<b>HOLMES CITY TOWNSHIP</b>	813(3/4)	<b>610</b>
<b>IDA TOWNSHIP</b>	1,267(1/3)	<b>418</b>
<b>LA GRAND TOWNSHIP</b>	4,179(2/3)	<b>2758</b>
<b>LAKE MARY TOWNSHIP</b>	1,086(2/3)	<b>717</b>

**(2014 estimates)TOTAL POPULATION OF SERVED 21,422**  
**\*\*\*AFD Fire District - Approximate 135 square miles**



**White – Alexandria Fire District Tan – Alexandria City limits**

**Alexandria Fire Dept**

**Dollar Loss Threshold Report (Modified)**

**Alarm Date Between {01/01/2015} And {12/31/2015} and Loss >  
1000**

<b>Incident</b>	<b>Alm Date</b>	<b>Time</b>	<b>Location</b>	<b>Inci Type</b>	<b>Est Loss</b>
15-0000013	02/05/2015	12:48:00	2705 S BROADWAY	138 Off-road vehicle or	10,000
15-0000041	04/15/2015	16:18:00	1258 WESRTBOOK CIR	111 Building fire	155,000
15-0000052	05/01/2015	20:17:00	623 KENWOOD ST	131 Passenger vehicle	5,000
15-0000062	05/21/2015	17:54:00	1309 6TH AVE E	111 Building fire	10,000
15-0000088	07/08/2015	21:50:00	2903 GOVERNMENT POINT	111 Building fire	1,500
15-0000094	07/23/2015	14:32:00	2115 S BROADWAY	100 Fire, Other	7,000
15-0000096	07/26/2015	02:48:00	1415 LAKE ST	520 Water problem,	150,000
15-0000097	07/27/2015	12:35:00	5822 LAKE MARY DR SW	111 Building fire	250,000
15-0000102	08/04/2015	12:55:00	505 MCKAY AVE E	111 Building fire	40,000
15-0000108	08/11/2015	20:25:00	2315 HOMESTEAD RD NE	111 Building fire	33,000
15-0000133	09/26/2015	19:12:00	630 1/2 BROADWAY	113 Cooking fire,	5,000
15-0000145	10/15/2015	16:43:00	2712 BERGLUND MILE NE	138 Off-road vehicle or	20,000
15-0000148	10/19/2015	08:29:00	1816 AGA DR	131 Passenger vehicle	1,200
15-0000149	10/19/2015	22:57:00	808 HAWTHORNE ST	111 Building fire	3,500
15-0000163	11/10/2015	02:37:00	1703 OAK KNOLL DR NE	111 Building fire	5,000
<b>Total Incident Count</b>	<b>15</b>			<b>Total Est Loss</b>	<b>696,200</b>



**Average Turnout per Incident**

**Alarm Date Between {01/01/2015} And {12/31/2015}**

**Total Number of Incidents 176      Total Number of Responding Personnel 4408**

**Average Turnout per Incident 26**



**Alexandria Fire Dept**

**Area of Fire Origin Report (Summary) (Modified)**

**Alarm Date Between {01/01/2015} And {12/31/2015}**

<b>Area of Fire Origin</b>	<b>Count</b>	<b>Pct of All Fires</b>	<b>Total Est Loss</b>	<b>Pct of All Fire Losses</b>
24 Cooking area, kitchen	12	23.52%	\$23,500	4.29%
25 Bathroom, checkroom, lavatory, locker	1	1.96%	\$1,000	0.18%
45 Shipping/receiving area; loading area,	1	1.96%	\$7,000	1.28%
47 Vehicle storage area; garage, carport	3	5.88%	\$445,000	81.32%
63 Switchgear area, transformer vault	2	3.92%	\$0	0.00%
75 Wall assembly, concealed wall space	1	1.96%	\$0	0.00%
76 Wall surface: exterior	1	1.96%	\$1,500	0.27%
81 Operator/passenger area of transportation	2	3.92%	\$20,000	3.65%
83 Engine area, running gear, wheel area	8	15.68%	\$49,200	8.99%
90 Outside area, Other	12	23.52%	\$0	0.00%
92 Highway, parking lot, street: on or near	2	3.92%	\$0	0.00%
94 Open area - outside; included are	4	7.84%	\$0	0.00%
95 Wildland, woods	1	1.96%	\$0	0.00%
UU Undetermined	1	1.96%	\$0	0.00%
<b>Total Incident Count:</b>	<b>51</b>		<b>Total Est Loss:</b>	<b>\$547,200</b>

**Alexandria Fire Dept**

**Monthly Incident Counts By Station (Modified)**

**Alarm Date Between {01/01/2015} And {12/31/2015}**

<b>Station #</b>	<b>Jan</b>	<b>Feb</b>	<b>Mar</b>	<b>Apr</b>	<b>May</b>	<b>Jun</b>	<b>Jul</b>	<b>Aug</b>	<b>Sep</b>	<b>Oct</b>	<b>Nov</b>	<b>Dec</b>	<b>Total</b>	<b>Percent</b>
	0	0	0	0	1	0	1	0	0	0	0	0	2	1.13%
1	11	14	7	19	17	12	16	20	17	21	15	5	174	98.86%

<b>Total Runs by Month</b>					
Jan 11	Feb 14	Mar 7	Apr 19	May 18	Jun 12
Jul 17	Aug 20	Sep 17	Oct 21	Nov 15	Dec 5

**Grand Total Runs: 176**



## Alexandria Fire Marshal 2015 Annual Report



2015 was another very busy year for the Alexandria Fire Department and the Fire Marshal's office. The fire department had a total of 176 calls (see attached detailed report). As Fire Marshal, this is my last official report as there were numerous tasks to complete, including the following:

Fire Prevention/Public Education - This is a year around activity that involves everything from code enforcement, investigations, firefighter training, public relations and the media. Fire Prevention in October tends to be the busy time, with school fire drills, poster contests and classroom visits. There were 36 station tours, 14 different schools visits, safety escape house was used at all elementary schools (approx. 750 students), and Safety Day camp in May had approx. 465 5<sup>th</sup> grade students learn fire safety. About 1600 students (pre-school – 5<sup>th</sup> grade) participated in fire safety education. Also annual safety presentations at senior housing facilities and special requests were conducted.



### 2015 Open House at the Fire Station

Code Enforcement - approx. 96 inspections (mostly new construction), 27 plan reviews, MFIRS reports for 176 calls entered into database and submitted to State Fire Marshal. Regular and special inspections conducted throughout the year. There are approximately 315 buildings in the city that have automatic fire sprinkler systems.

Investigations - assisted or followed up on approx. 7 incidents (mostly follow-up for fire officers after incident or call) Documentation for investigations includes photos and cause determination if possible.

Fire Chief/Department requests - complete special projects directed by fire chief/officers such as assist in department training, research resources, mailings, update rosters and documents.

Hydrant flows/records - about 47 fire hydrants were flowed to get information for commercial construction sites. This is used to determine required water fire flow for buildings for fire protection. Also many new private water service mains tested.

Public Relations - the image of the fire service of importance in the community. Through the media (TV, Radio and newspaper) information and education was provided throughout the year.

As the Emergency Management Director for the City of Alexandria and Deputy Director for Douglas County many hours were involved with preparedness planning, Federal & State Homeland Security grants, conducting exercises utilizing available resources. This year we updated the Hazard Mitigation Plan for 2015-2020. Equipment and training were provided to the various response agencies.

Continued Education - Learning is a continuous process that requires one to stay up with what is happening in the world. Participation this past year included annual conference of Minnesota Chapter of International Association of Arson Investigators-March, Sprinkler Inspections-SFM, September, Minnesota State Fire Chiefs Association Conference-October, Governor's Council on Fire Prevention & Control Executive Committee.

Received 2015 MSFDA Fire Safety Educator of the Year.

After 21 years as Fire Marshal, 38 in the fire service, each new day is a rewarding experience to work in this community and all the people to help provide and safer place to live, work and play.

Submitted  
Dennis Stark, Fire Marshal

